

# ***Community Conversation on Spending Data & Equity Efforts***

Fiscal Year 2022-23

# Interpretation



For interpretation in your language, please click on the white globe at the bottom of the screen labeled "interpretation." Next, select your LANGUAGE and select MUTE original audio.



Interpretación en español: haga clic en el globo blanco en la parte inferior de la pantalla con la etiqueta "Interpretación." Seleccione su idioma seleccione "Mute original audio."

## REMINDERS



**ASL INTERPRETERS ARE  
"SPOTLIGHTED" AND LIVE CLOSED  
CAPTIONING IS ACTIVE**



**THIS MEETING IS BEING  
RECORDED**



**MATERIALS WILL BE  
POSTED ON VMRC  
WEBSITE**



# Agenda

---

Welcome

---

Land acknowledgment

---

Purpose

---

Agreements

---

Spending data

---

Equity Efforts

---

Community Input



# Land Acknowledgement

*We acknowledge that the land on which we gather today is the unceded land of the Yachicumne Yokuts and neighboring Miwok tribes, who are the Traditional Custodians of what is now San Joaquin County. Today, the meeting place of Valley Mountain Regional Center and its surrounding areas still home to the Yokuts and Miwok people.*

# Why are we meeting today?

- To present current purchase of service data
- To share data about people served by age, disability, ethnicity, language, residence and types of services used
- To discuss VMRC efforts to increase service access and equity
- To listen to our community about ways to reduce barriers to services





# Agreements



Honor the privacy and confidentiality of others. This is a public meeting, please be thoughtful about sharing sensitive or personal information.



Share your truth and use “I” statements, reflecting your own experience. Allow others to share their own stories.




Be respectful to others. We want to listen and hear from everyone.



Expect and accept non-closure. There is no quick fix or solution, and we must commit to an ongoing dialogue.

# Who Are We?

- VMRC serves 21,720 individuals in five counties:
  - Amador (2%)
  - Calaveras (2%)
  - San Joaquin (58%)
  - Stanislaus (35%)
  - Tuolumne (3%)
- Offices located in Stockton, Modesto, San Andreas and Tracy (opening soon)
- VMRC employs 535 staff
- As of June 2023, total VMRC funding was \$338.9M and total amount spent to date is \$317.8M.




# Staff Diversity

- **Ethnicity**

- African American – 6%
- Asian - 14%
- Hispanic - 42%
- White - 33%
- 2 or more races - 3%
- Other - 2%

- **Languages spoken**

- For those staff who responded to a recent language survey
  - Highest spoken language is Spanish with 72%
  - 48% speak a language other than English
  - Staff identified speaking 17 languages other than English



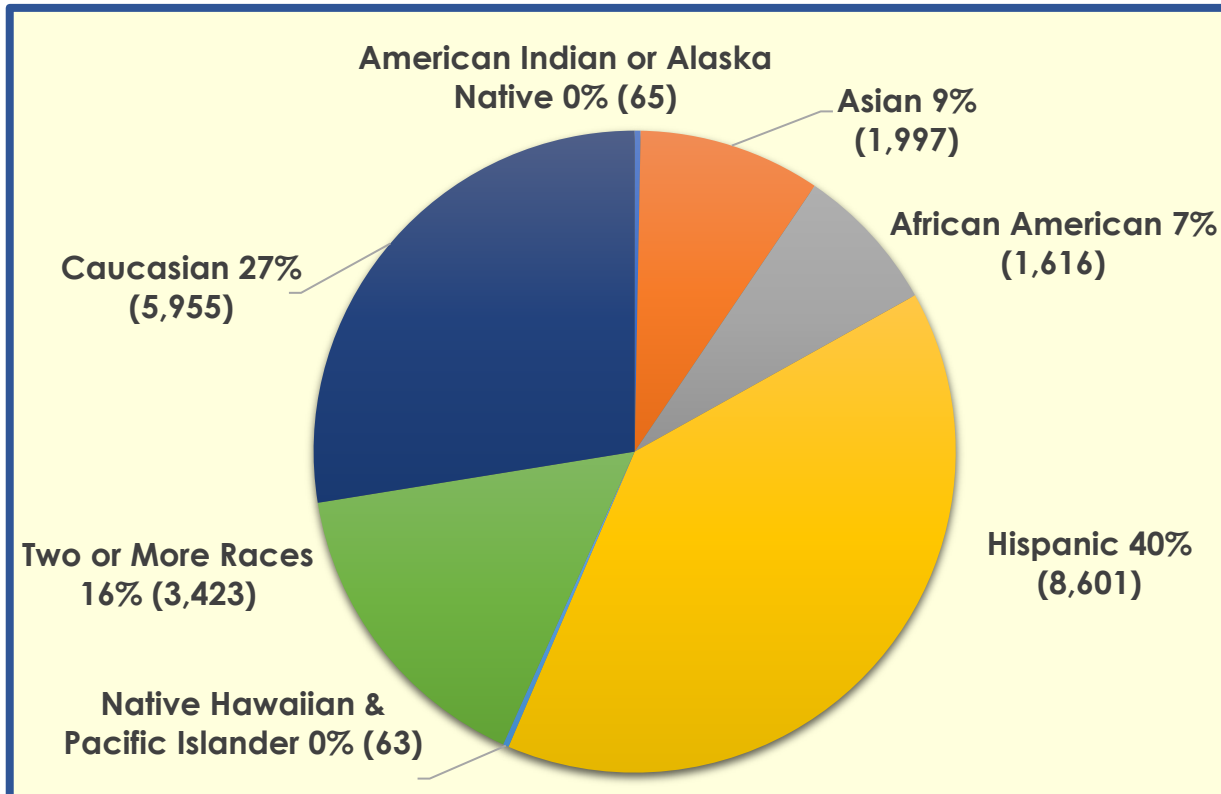




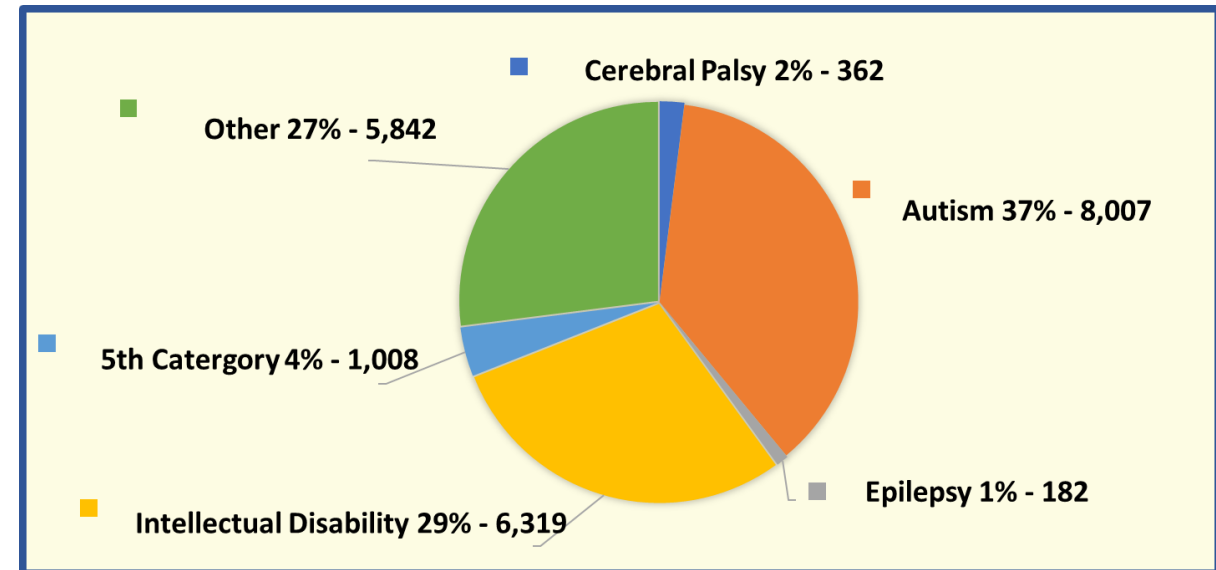
# People We Serve

# People Served - by Ethnicity & Diagnosis

By Ethnicity



By Diagnosis



As of June 2023, total number of VMRC consumers served is 21,720.

# Language Diversity of People Served



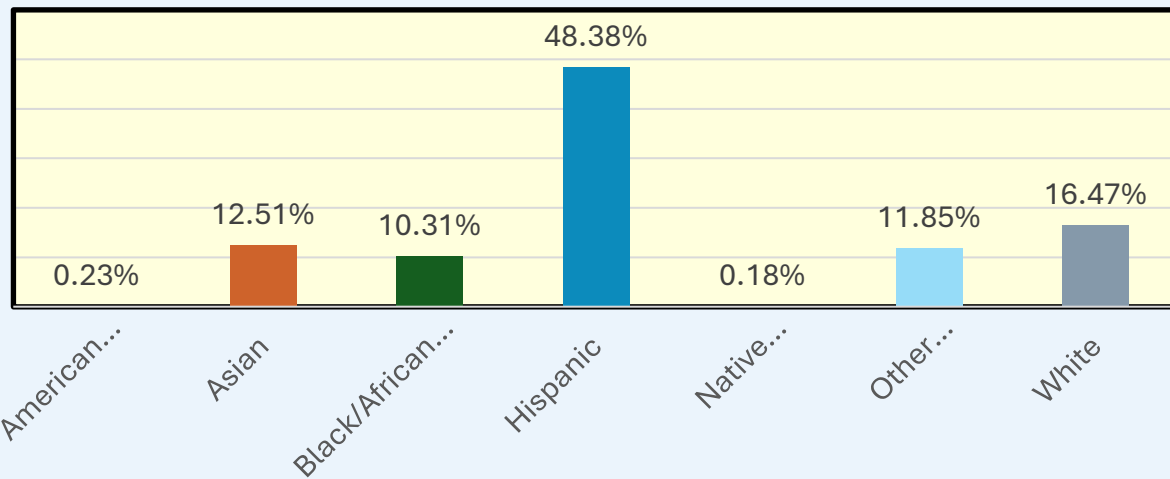
Total number of VMRC consumers is 21,720 as of FY22-23.



# Spending Data

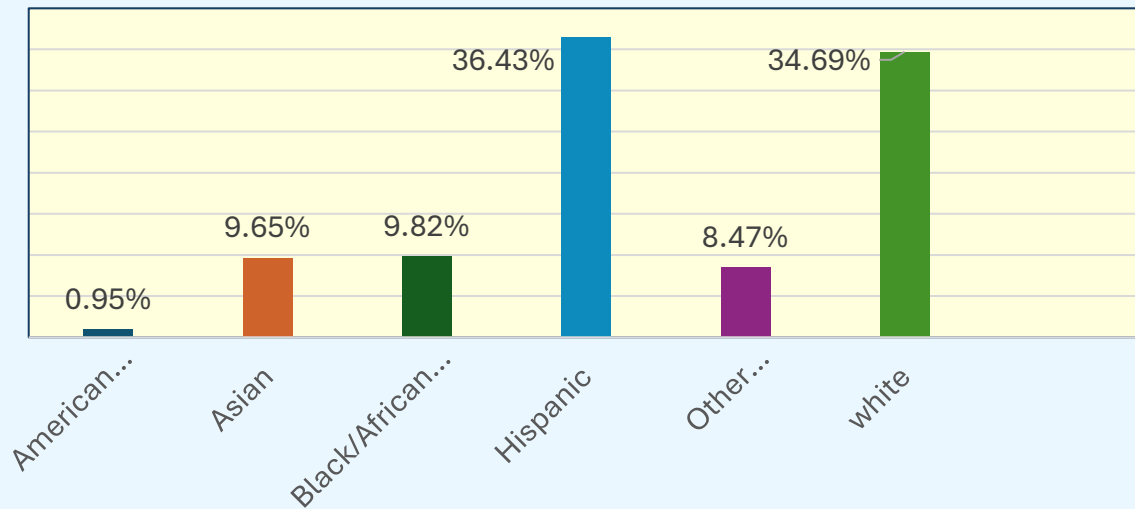


### Respite Expenditures

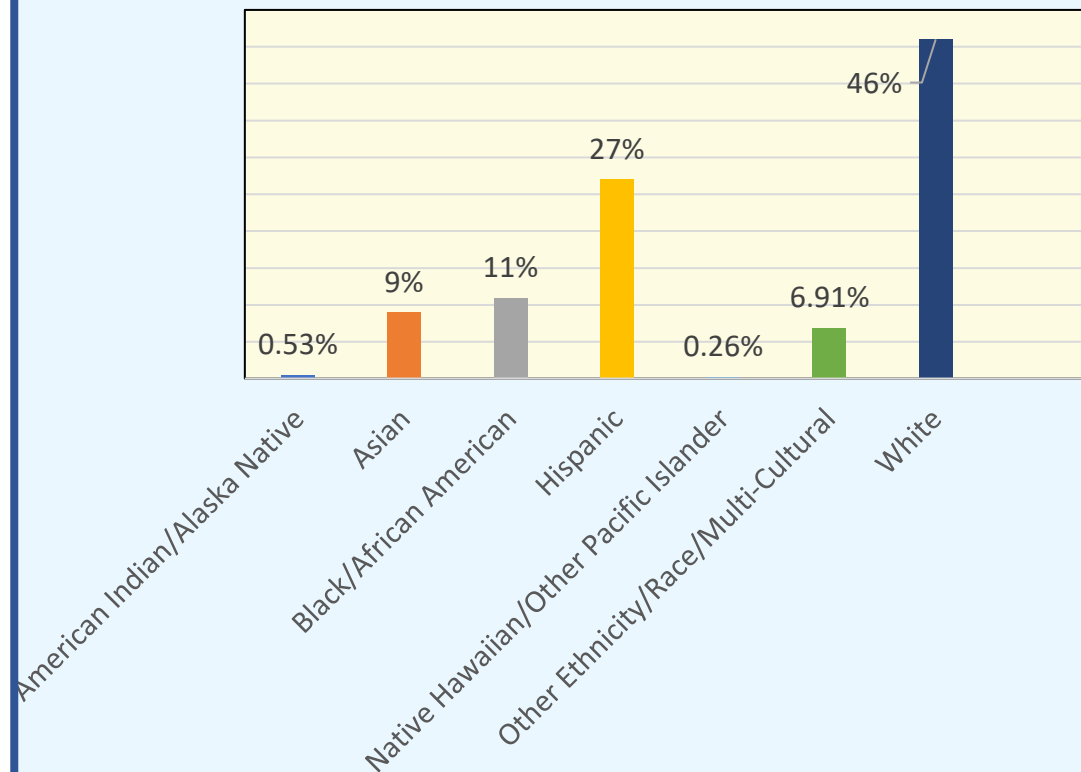


# Spending by Service Type & Ethnicity

### Personal Assistance Service Expenditures

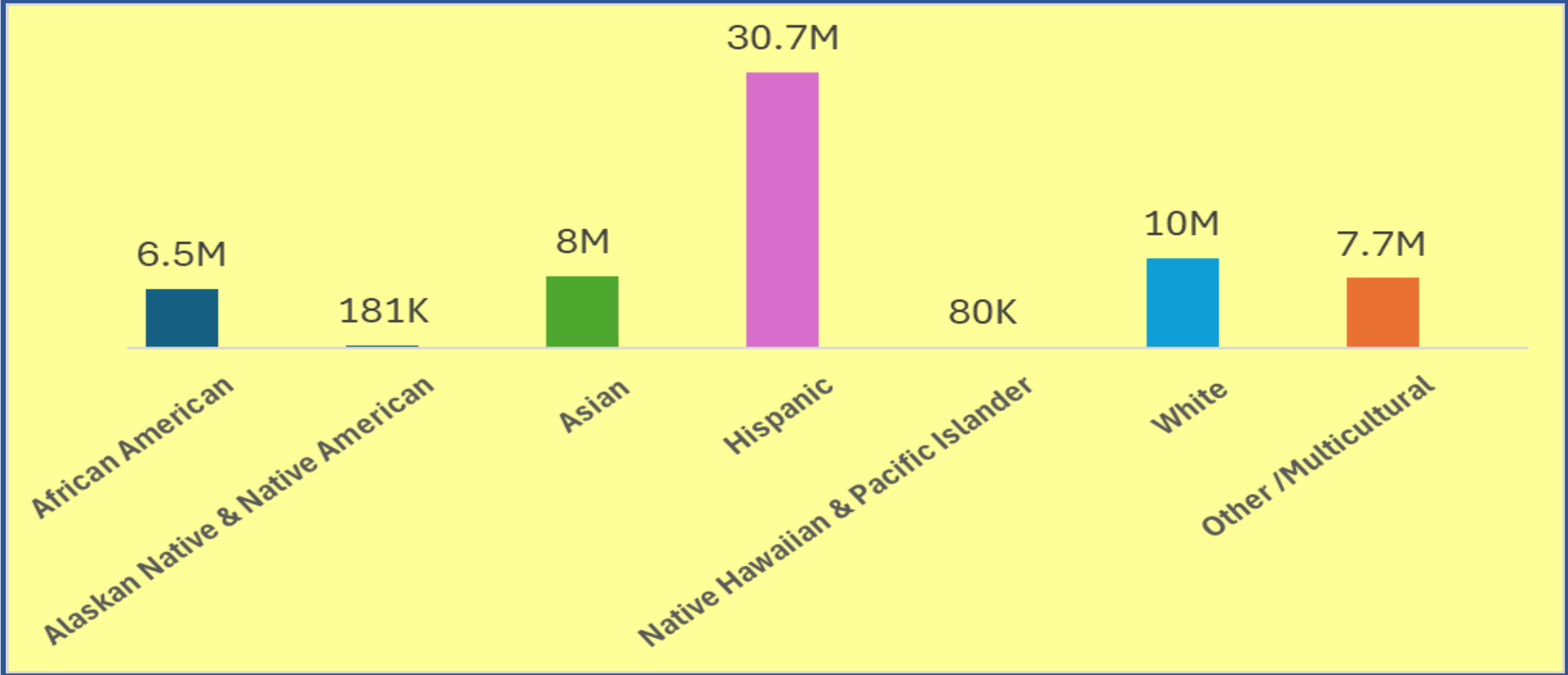


### Day Program Expenditures – By Ethnicity

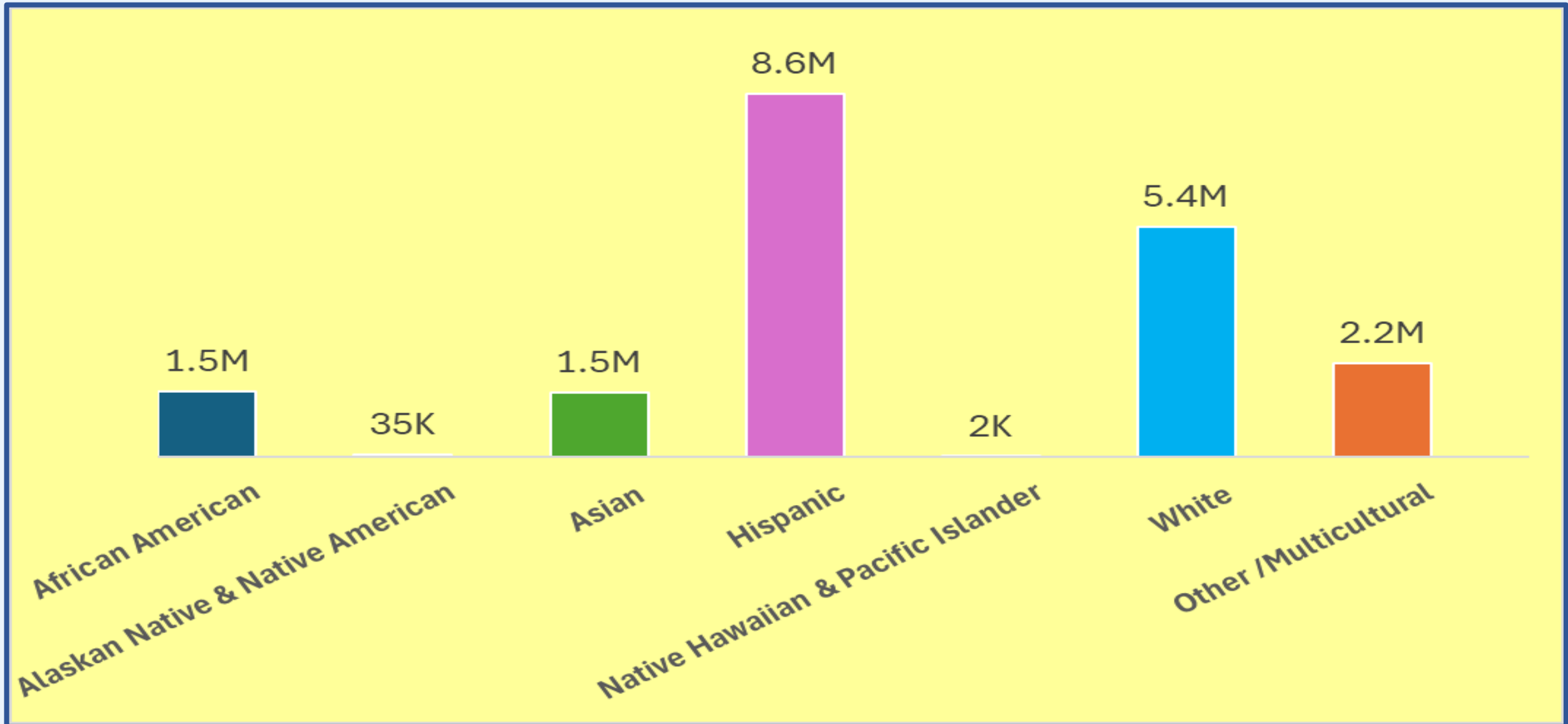




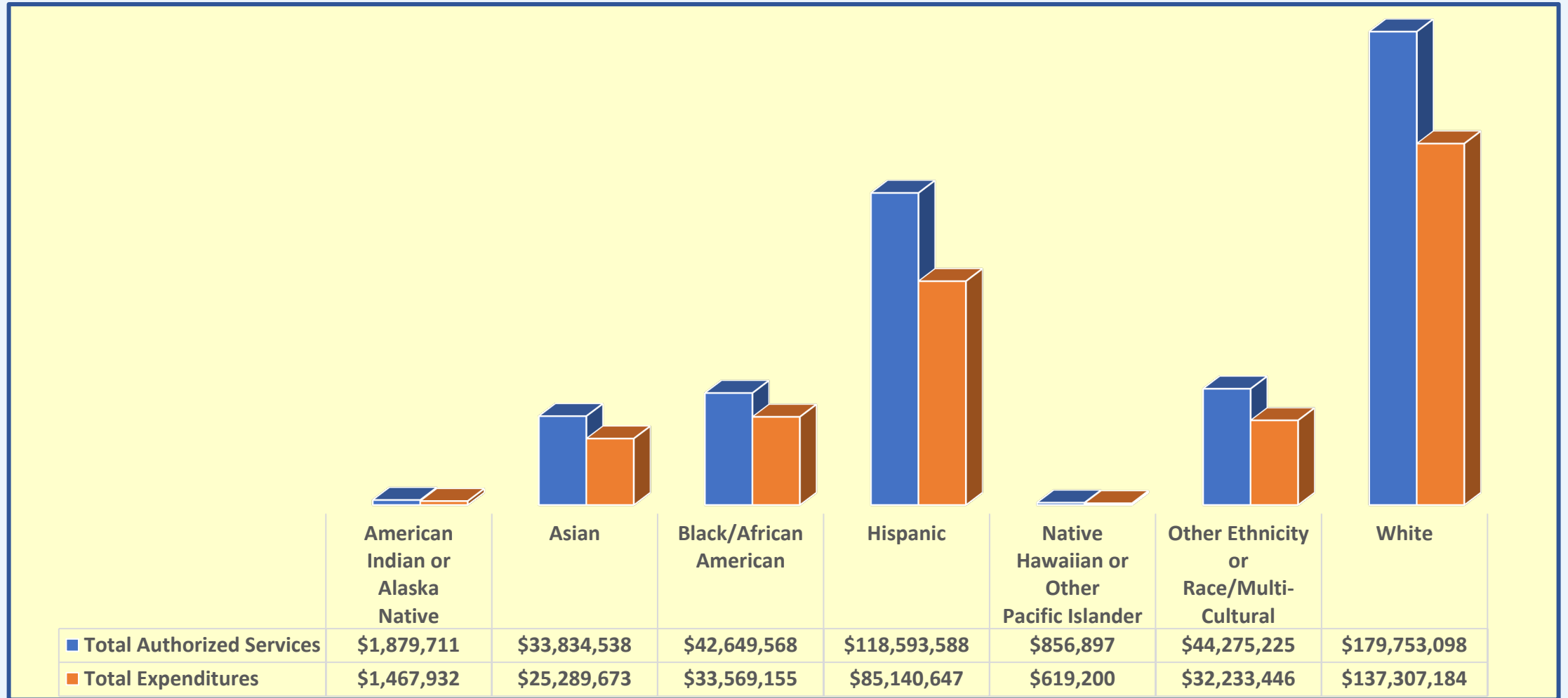
# Respite Service Spending



# Personal Assistance Service Spending



# Approved Services Compared to Actual Spending





# Living in Family Home

Ethnicity	Number of People	Average Cost Per Person	Total Cost
African American	567	\$14,229	\$8M
Alaskan Native & Native American	22	\$ 9,848	\$216K
Asian	721	\$13,185	\$9.5M
Hispanic	2835	\$13,856	\$39.3M
Native Hawaiian & Pacific Islander	14	\$5,881	\$82K
White	1238	\$12,485	\$15.5M
Other /Multicultural	838	\$11,863	\$9.9M
Total	6,235	\$ 13,240	\$82.6M



# Living in Residential Settings

Ethnicity	Number of People	Average Cost Per Person	Total Cost
African American	173	\$137,364	\$23.8M
Alaskan Native & Native American	9	\$160,720	\$1.4M
Asian	98	\$143,004	\$14M
Hispanic	262	\$ 125,225	\$32.8M
Native Hawaiian & Pacific Islander	3	\$83,421	\$250K
White	922	\$111,384	\$102.7M
Other /Multicultural	105	\$ 134,145	\$14.1M
Total	1,572	\$120,270	\$189.1M



# Living Independently

Ethnicity	Number of Consumers	Average Cost Per Consumer	Total Cost
African American	174	\$42,545	\$7.4M
Alaskan Native & Native American	4	\$7,609	\$30K
Asian	39	\$29,848	\$1.2M
Hispanic	252	\$23,885	\$ 6M
Native Hawaiian & Pacific Islander	1	\$27,765	\$ 27K
White	643	\$38,746	\$25M
Other /Multicultural	75	\$67,746	\$5.1M
Total	1,188	\$37,575	\$44.6M



# VMRC Efforts to Increase Equity

## **VMRC Staff focused on increasing service access**

- Cultural Specialist Manager
- Multilingual Access Specialist - Spanish
- Enhanced Case Management Team (5)
- Benefits Coordinator to support access to generic resources

## **Recruitment For:**

- Deaf Service Coordinator
- Multilingual Access Specialist (ASL)
- Deaf Specialist
- Outreach & Engagement Specialist
- Go to [www.vmrc.net](http://www.vmrc.net) to look for job opportunities



# VMRC Efforts to Improve Language Access & Cultural Competency

Over 50+ VMRC sponsored outreach activities in all 5 counties served

Increased language access with new technology at each office

Hired linguistically competent staff dedicated to Spanish translation

Increased Early Start and Intake staff with linguistic competency


# Enhanced Service Coordination

- Enhanced Case Managers provide 1:1 support, education and help participants navigate the regional center and generic resources in the community.
- Increase utilization and access to services for individuals from diverse communities with low or no purchase of services.



## VMRC Enhanced Coordination Team

- 5 Spanish Speaking Service Coordinators
- 5 caseloads of 40
- Host Outreach and Engagement Events
- Quarterly meetings with families
- POS increase for all families included in ESC caseloads

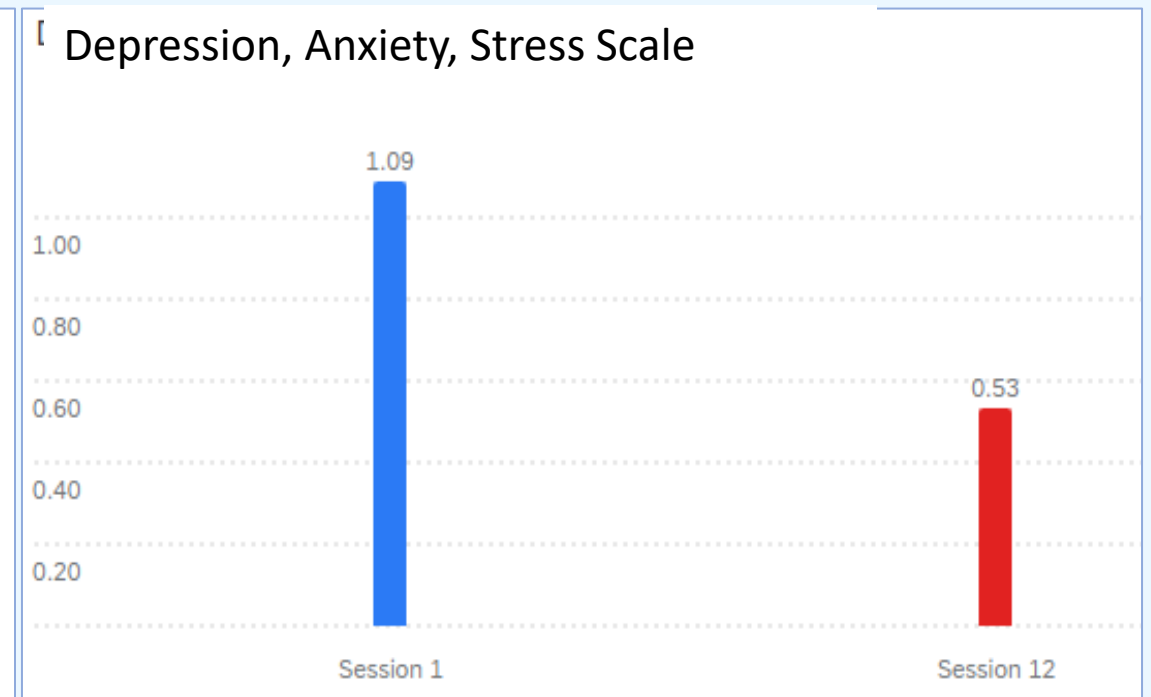
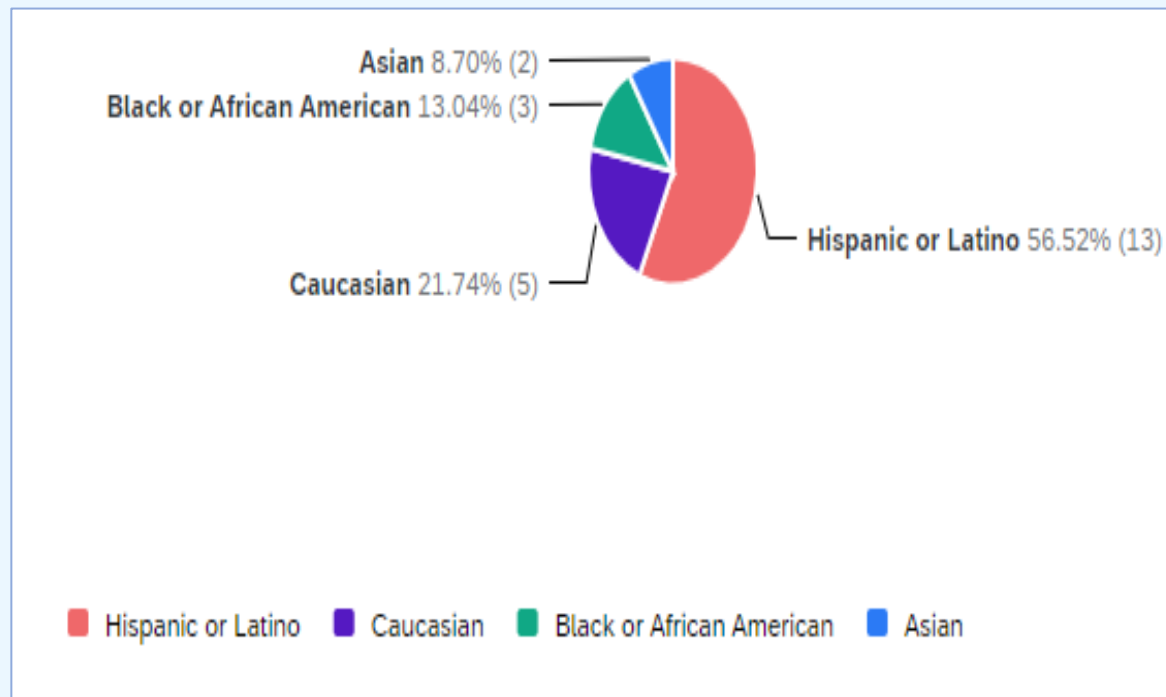


# Family Wellness Pilot Project



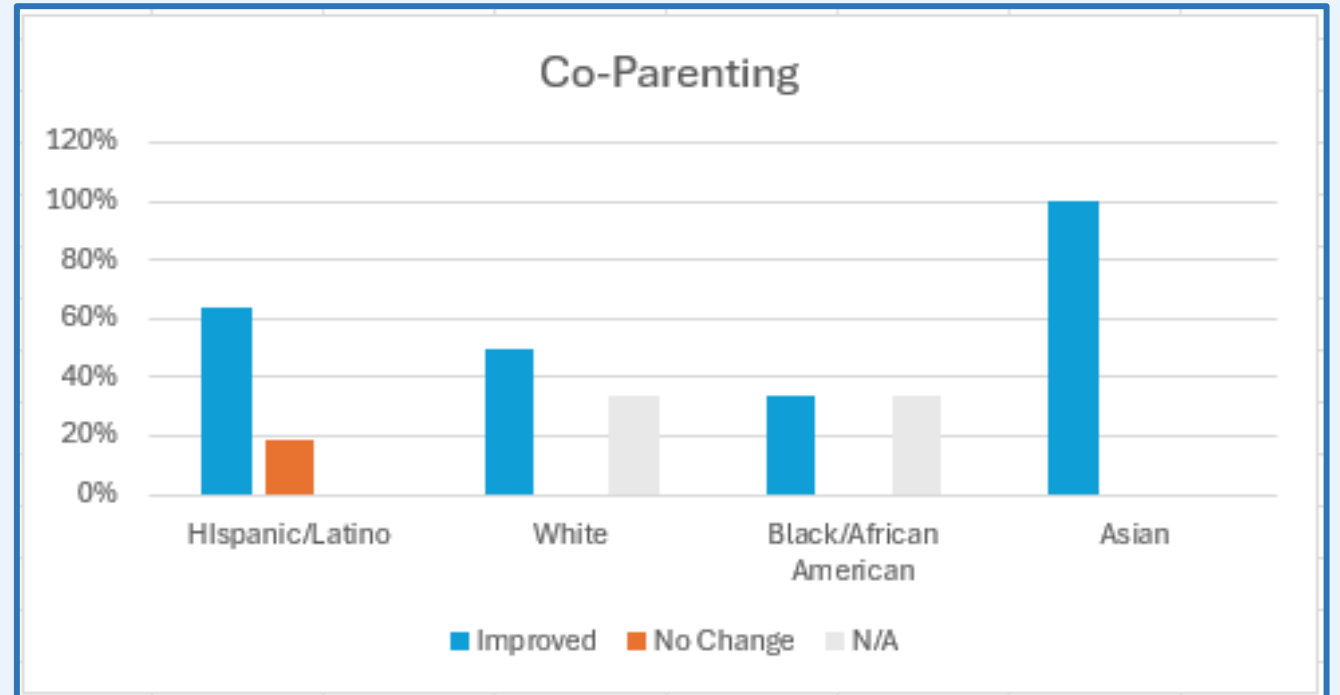
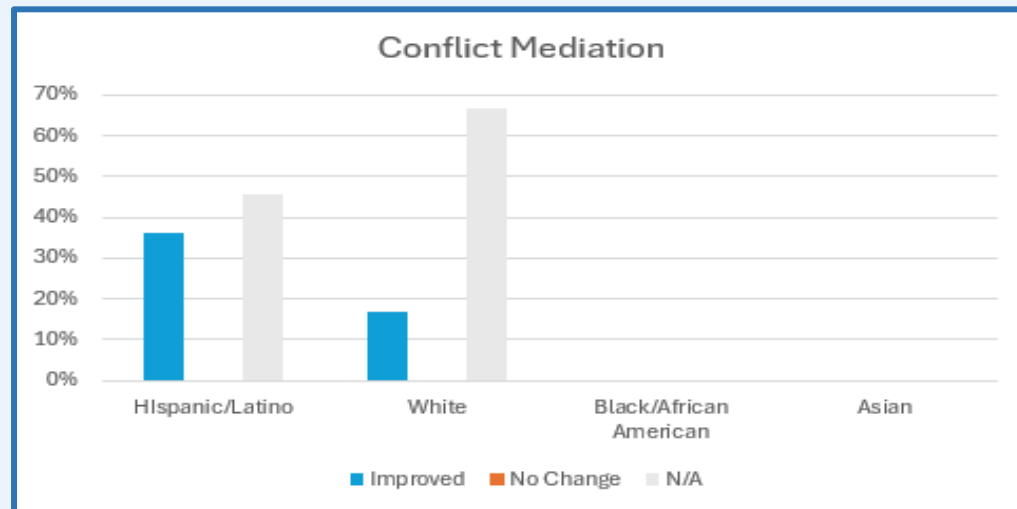
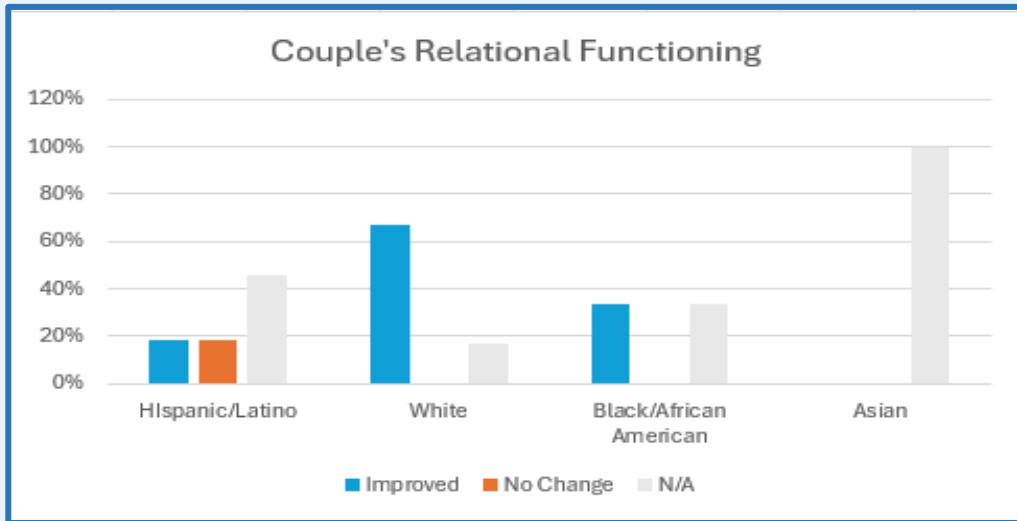
# Family Wellness Pilot Project

- ❖ Family counseling for parents & caregivers of children 0-5 years old served by VMRC.
- ❖ Parent/Peer Support group for group counseling for families of consumers of all ages.
- ❖ Various community activities that promote mental well-being, positive parenting, and supports for families.





# Family Wellness Pilot Project - Outcomes





# Diverse Community Partnerships & Parent Advocacy Training



# Steps VMRC is Taking to Increase Equity



Hire more staff with cultural and linguistic competencies with LACC funding



Develop website enhancements in Native languages to increase the quality of accessible resources



Improve interpretation and language access with audio technology for all public meetings



Develop new multilingual resources to meet the needs of the community



Expand meaningful Outreach & Engagement with the Native American Community



Increase implicit bias training for all staff

# Your Questions & Ideas?

