

How to sign up for Low Cost Internet FAQ

Below are the steps to take to apply for these services.

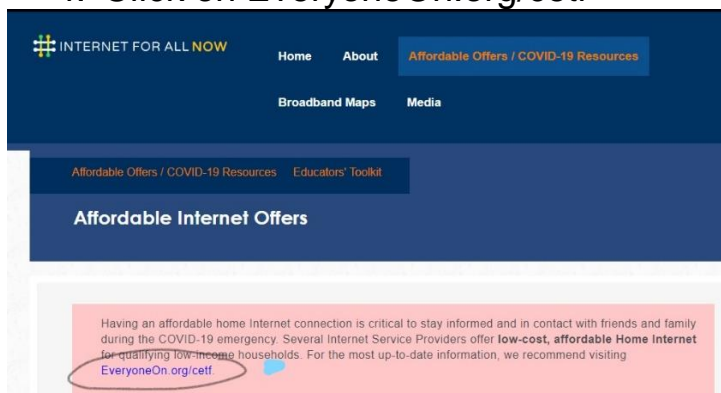
Steps:

1. Go to internetforallnow.org



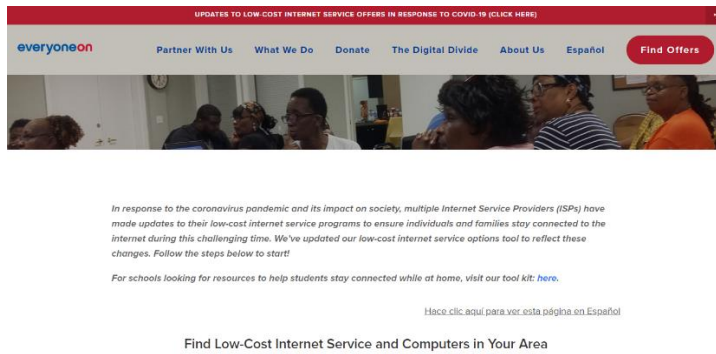
ID: Screenshot of Internet For All home page

2. Click on Affordable offers/ COVID-19 Resources
3. It will take you to "Affordable Internet Offers"
4. Click on EveryoneOn.org/cetf



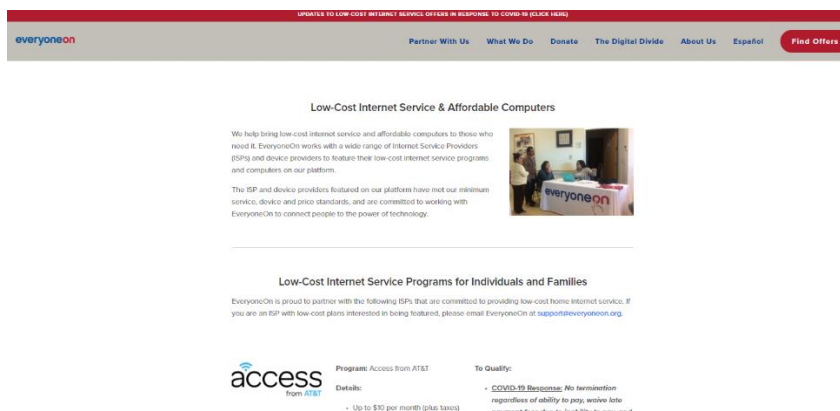
ID: Screenshot of 'Affordable Internet Offers' Page. After Clicking on Affordable Offers/COVID-19 Resources tab, should be directed to 'Affordable Internet Offers' Page

5. Everyoneon page opens up (providing the step by step process, allowing consumers to know what service they are eligible for)



ID: Screenshot of Everyoneon.org homepage. After going to the 'Affordable Internet Offers,' must click on EveryoneOn.org/ceff to direct you to the 'EveryoneOn.org' homepage to get started

You can also click on the "Low Cost Offers" tab beforehand to find out the cost, commitment and offers these providers are giving (<https://www.everyoneon.org/lowcost-offers>)



ID: Screenshot of low-cost internet services on EveryoneOn.org website