

Valley Mountain Regional Center

Paul Billodeau, Executive Director
702 North Aurora St., Stockton, CA 95202
Phone: (209) 473-0951 • Fax: (209) 473-0256
E-mail: pbillodeau@vmrc.net
www.vmrc.net



Spring 2012

Performance Report for Valley Mountain Regional Center

Every year, the Department of Developmental Services (DDS) contracts with regional centers in California to serve consumers and families. And, every year DDS looks at how well the regional centers are doing. This report will give you information about your regional center.


Last year, at Valley Mountain Regional Center (VMRC) we served about 10,500 consumers. The charts on page 2 tell you about the consumers we serve. You'll also see how well we are doing in meeting our goals and in fulfilling our contract with DDS.

At VMRC, we want to improve every year, do better than the state average, and meet or exceed the DDS standard. As you can see in this report, we did well in comparison to increasing the number of children living with families, and reducing the number of children living in large facilities. We improved over the prior year with respect to our own numbers in increasing the number of adults living in home settings, and fewer living in large facilities. But, we still need to decrease the percentage of both children and adults living in large facilities (more than 6 residents).

We hope this report helps you learn more about VMRC. If you have any questions or comments, please contact us!

This report is a summary. To see the complete report, go to: www.vmrc.net

Or contact Valley Mountain Regional Center at (209) 473-0951.



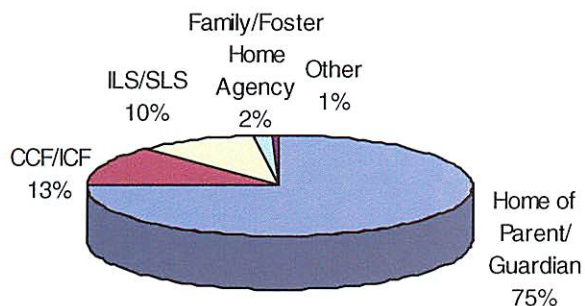
Paul Billodeau,
Executive Director
Valley Mountain Regional Center

REC'D APR 16 2012

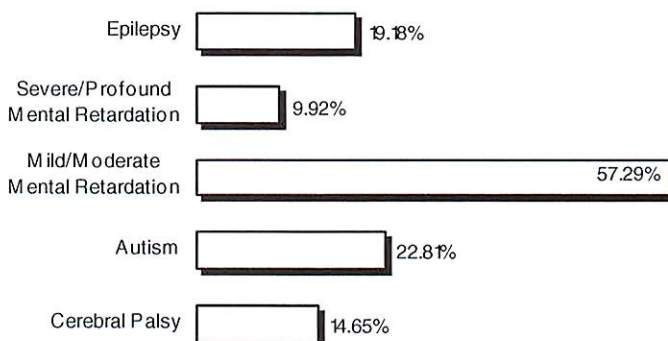
Who uses VMRC?

These charts tell you about who VMRC consumers are and where they live.

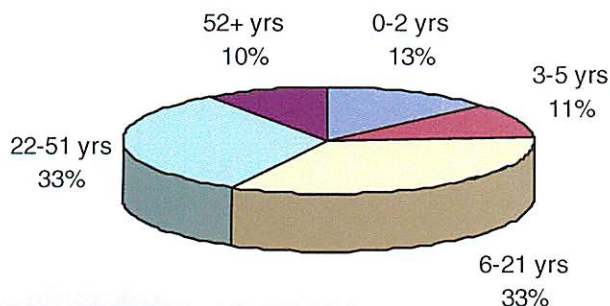
WHERE VMRC CONSUMERS LIVE



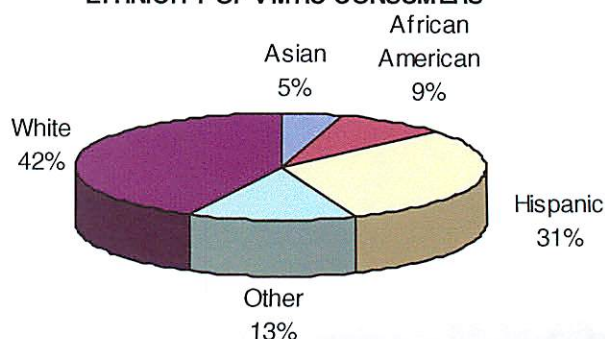
PRIMARY DIAGNOSIS OF VMRC CONSUMERS



AGE OF VMRC CONSUMERS



ETHNICITY OF VMRC CONSUMERS



How well is VMRC performing?

This chart tells you about 5 areas where DDS wants each regional center to keep improving.

The first column tells you how VMRC was doing at the beginning of 2011. And, the second column shows how VMRC was doing at the end of 2011.

To see how VMRC compares to the other regional centers in the state, compare the numbers to the state averages (in the shaded columns).

Regional Center Goals (based on Lanterman Act)	December 2010		December 2011	
	State Average	VMRC	State Average	VMRC
Less consumers live in developmental centers	0.83%	0.44%	0.73%	0.39%
More children live with families	98.60%	98.64%	98.71%	98.77%
More adults live in home settings*	73.99%	73.40%	74.81%	74.00%
Less children live in large facilities (more than 6 people)	0.13%	0.10%	0.09%	0.08%
Less adults live in large facilities (more than 6 people)	3.80%	5.16%	3.50%	4.85%

* Home settings include: independent living, supported living, Adult Family Home Agency homes, and consumers' family homes.

Did VMRC meet DDS standards?

Read below to see how well VMRC did in meeting DDS compliance standards:

Areas Measured	Last Period	Current Period
Passes independent audit	Yes	Yes
Passes DDS audit	Yes	Yes
Audits vendors as required	Met	Met
Didn't overspend operations budget	Yes	Yes
Participates in the federal waiver	Yes	Yes
CDERs are updated as required (<i>CDER is the Client Development Evaluation Report with information about the consumer's diagnosis</i>)	98.54%	NA*
Intake/Assessment timelines for consumers age 3 or older met	100%	98.61%
IPP (<i>Individual Program Plan</i>) requirements met	98.86%	99.68%
IFSP (<i>Individualized Family Service Plan</i>) requirements met	82.34%	NA**

*Measure temporarily suspended due to implementation of new Early Start Report.

**Measure temporarily suspended pending revision to measurement methodology and availability of associated data.

What about other performance areas?

In the future, we will measure how well we are doing in other areas, including:

- Increasing the number of consumers who work,
- Getting better pay for consumers who work,
- Making sure consumers get medical and dental services, and
- Meeting Intake/Assessment and IFSP timelines for children 0–3.

Want more information?

To see the complete report, go to: www.vmmc.net.

Or contact Valley Mountain Regional Center at (209) 473-0951